



The Ultra 180 and Ultra 182 arms are protected by U.S. Patent 9,243,743. Ultra 180 shown above.



Ultra 180H with Desk Clamp Mount.



Ultra 180IH and Ultra 182H Workstations.



Customized Ultra 180 Workstations.

Ultra Arms Offer Industry-Leading Horizontal and Vertical Range of Motion

Create Your Ultimate Workstation with the Ultra 180 and Ultra 182 Arms Series

- **SLEEK DESIGN** and sturdy construction. Engineered for years of reliable service and quiet operation.
- **ERGONOMIC.** Relieve eye, neck and back strain by easily moving arm to most comfortable position. Keyboard trays adjust to positive, neutral, and negative tilt for maximum ergonomic benefit.
- **MONITOR ROTATES** for portrait viewing of images and pages. Eliminates scrolling.
- **EXTENDS AND RETRACTS.** Effortlessly push your display out of the way when not in use.
- **CABLE MANAGEMENT** system conceals cables and routes them through the arm for a neater appearance and to simplify cleaning.
- **INVERTED mount capabilities for all Ultra 180 and Ultra 182 arms to increase reach and avoid chair rails.**
- **VERSATILE.** The patented Ultra 180 and Ultra 182 can be configured to your specific needs. Ideal for computer workstations, and for mounting medical and industrial devices.
- **UNPRECEDENTED PATENTED RANGE OF MOTION.** Unique design provides premium ease-of-use adjustability. Arm rotates easily at every joint.
- **COMPACT.** The Ultra 180 and Ultra 182 stow 10" (25.4 cm) from the mounting surface and are ideal for space-constrained areas.
- **POPULAR** in healthcare environments and other settings that require maximum range of motion of a computer workstation or device.



Range
of Motion
Video



Visit
ICWUSA

ICW **DISCOVER THE ADVANTAGE**
www.icwusa.com

CUSTOM SOLUTIONS • ADVANCED ARTICULATION • ERGONOMIC COMFORT • SOLID SUPPORT

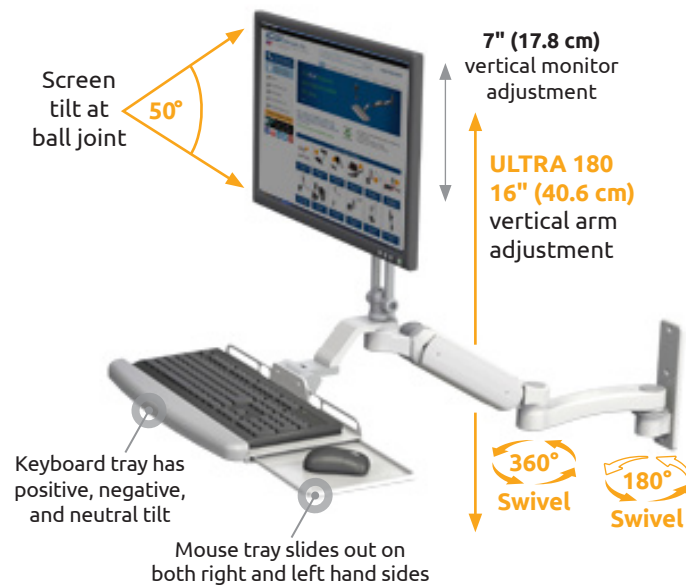
For more information contact your ICW representative or talk to one of our customer service representatives at 1-800-558-4435.

Visit our website www.icwusa.com

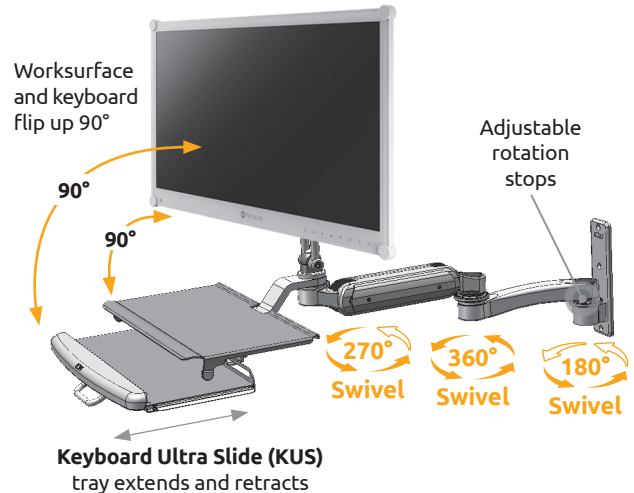
ULTRA 180 / ULTRA 180H

Industry-Leading **HORIZONTAL** and **VERTICAL** Range of Motion

UL180EV7-W3-KUB-A1 with EV7 monitor mount, A1 extension arm and Flip Up Keyboard Tray.



UL180EV7-W3-KUS-A1 with EV7 monitor mount, A1 extension arm and Keyboard Ultra Slide.



Stowed UL180 Desk Mounts



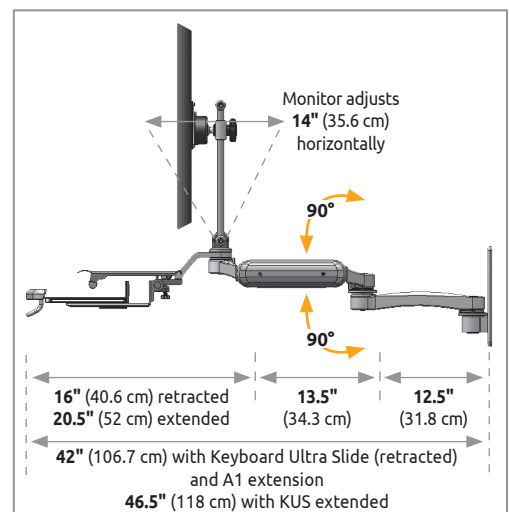
Stowed depth **10" (25.4 cm)**



Sleek design, long reach



Vertical adjust. **16" (40.6 cm)**



SPECIFICATIONS	Ultra 180	Ultra 180H
Load Capacity	0-32 lbs (0-14.5 kg)	0-42 lbs (0-19.1 kg)
Maximum Horizontal Reach	43.5" (110.5 cm)	43.5" (110.5 cm)
Vertical Adjustment Range	16" (40.6 cm)	16" (40.6 cm)
Stowed Depth	10" (25.4 cm)	10" (25.4 cm)
Horizontal Rotation at Wall	180° at mount	180° at mount
Horizontal Rotation at A1 Joint	270° at mount	270° at mount
Monitor Tilt	50°	50°
Monitor Pan Left-to-Right	270°	270°
Monitor Rotation	Landscape to portrait position	Landscape to portrait position
VESA Interface	75mm and 100mm	75mm and 100mm

Monitor, keyboard and mouse not included.

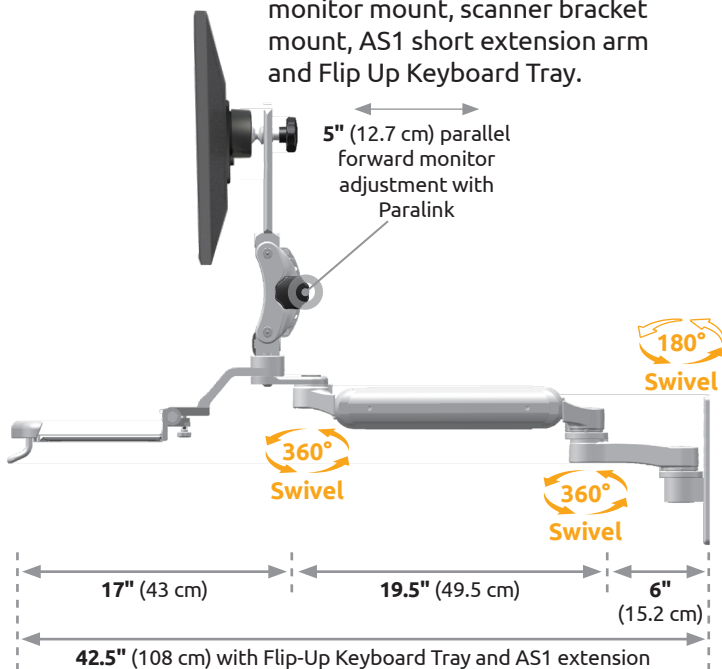
Ultra 180 and Ultra 182 arms are protected by U.S. Patent 9,243,743



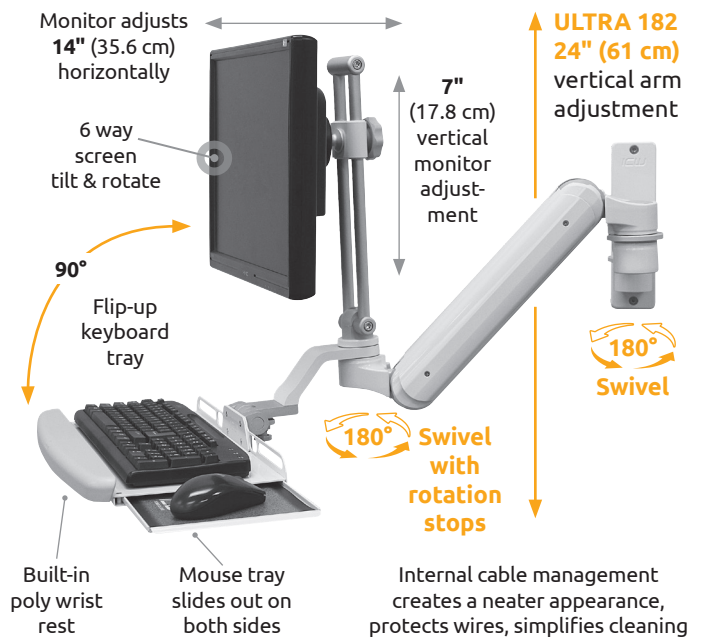
ULTRA 182 / ULTRA 182H

True Sit-Stand Workstation

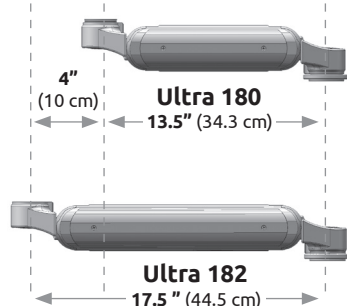
UL182P-W3-KUB-AS1 with Paralink monitor mount, scanner bracket mount, AS1 short extension arm and Flip Up Keyboard Tray.



UL182EV7-W3-KUB with EV7 monitor mount and Flip Up Keyboard Tray.

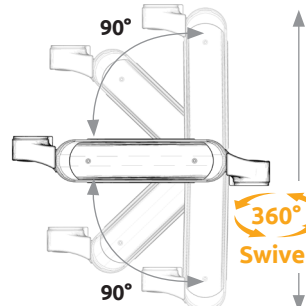


The Ultra 180 and 182 have identical range of motion.



The Ultra 182 is 4" (10.2 cm) longer and provides 8" (20.3 cm) more vertical reach.

The Ultra 182 has 4" more reach than the Ultra 180 arm.
The Ultra 182 provides a true sit-stand workstation.



Ultra 180
provides 16" (40.6)
of vertical adjustment

Ultra 182
provides 24" (61 cm)
of vertical adjustment

SPECIFICATIONS	Ultra 182	Ultra 182H
Load Capacity	0-32 lbs (14.5 kg)	7-45 lbs (3.2-20.4 kg)
Maximum Horizontal Reach	47" (119.4 cm)	47" (119.4 cm)
Vertical Adjustment Range	24" (61 cm)	24" (61 cm)
Stowed Depth	10" (25.4 cm)	10" (25.4 cm)
Horizontal Rotation at Wall	180° at mount	180° at mount
Horizontal Rotation at A1 Joint	270° at mount	270° at mount
Monitor Tilt	50°	50°
Monitor Pan Left-to-Right	270°	270°
Monitor Rotation	Landscape to portrait position	Landscape to portrait position
VESA Interface	75mm and 100mm	75mm and 100mm

Monitor, keyboard and mouse not included.



Industry-leading versatility. Extensive configurations.

Below are a few of the many possible configurations available.



UL180i-BV-TS28-D1-A1
Inverted Ultra 180 monitor mount attaches to a sliding track beneath a shelf or cabinet.




UL180iEV7-W3-KUB-A1
Inverted Ultra 180 shown with Flip-Up Keyboard Tray and Service Tray with A1 extension mounted at the back of the arm.



UL180EV7-W3-KUB-A1
Ultra 180 shown with Flip-Up Keyboard Tray and A1 extension mounted at the front of the arm.

Available Options



Behind-the-monitor Scanner Mount. Behind-the-monitor Mini-PC Mount.



Behind-the-keyboard Scanner Mount.

Keyboard Options

FLIP-UP KEYBOARD TRAY DIMENSIONS

Tray Width (Left to Right)	19" (48 cm)
Tray Depth (Back to Front)	9.5" (24 cm)
Mouse Tray Extension	9.75" (24.7 cm)
Mouse Tray Depth	7.25" (18.4 cm)
Stowed Depth	10" (25.4 cm)

Keyboard trays have positive, negative, and neutral tilt



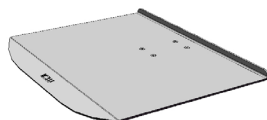
KEYBOARD ULTRA SLIDE DIMENSIONS

Tray Width (Left to Right)	20.5" (52 cm)
Tray Depth (Back to Front)	10" (25.4 cm)
Tray Depth w/Keyboard Tray Extended	16.5" (42 cm)
Mouse Tray Extension	9.75" (24.7 cm)
Mouse Tray Depth	7.25" (18.4 cm)
Stowed Depth	10" (25.4 cm)



KEYBOARD ULTRA SLIDE DIMENSIONS

Tray Width (Left to Right)	16.4" (41.7 cm)
Tray Depth (Back to Front)	13.8" (35.1 cm)



Available Ultra 180 Workstation Configurations



UL180P-W3-KUB-AS1
Ultra 180 shown with Dual Monitors, Flip-Up Keyboard Tray, and AS1 extension mounted at the front of the arm.



DUAL ULTRA 180 WORKSTATION
Monitor and WorkSurface Tray mounted on separate Ultra 180 arms with A1 extensions.



Device Mount

The Ultra 180 and 182 are ideal for mounting medical and manufacturing/industrial devices. We can attach to any device.

With these mounts' unsurpassed range of motion, you can position your device exactly where you want it.

These mounts are strong and can support up to 32 lbs (14.5 kg).

Available in 3 standard colors and 11 custom colors.

Medical White (MW)

Black (WB)

Quartz Gray (QG)

ICW DISCOVER THE ADVANTAGE
www.icwusa.com

CUSTOM SOLUTIONS • ADVANCED ARTICULATION • ERGONOMIC COMFORT • SOLID SUPPORT