

**MDP18-WMD-KUW**  
MD18 shown with single monitor and WorkSurface Tray.



WorkSurface Tray provides a generous surface for charting, scanning and mousing.

Built-in wrist rest

Mouse tray pulls out on both right and left hand sides.

**MDP12-WMD-KUB**  
MD12 shown with single monitor and Flip Up Keyboard Tray.

## Sleek and sturdy: MD arms accommodate larger monitors and all-in-one computers

### *Ergonomic. Space-Saving. Versatile. Strong.*

- **ERGONOMIC.** Relieve eye, neck and back strain by easily moving arm to the most comfortable position. Keyboard adjusts to positive, neutral, and negative tilt for maximum ergonomic benefit.
- **SPACE-SAVING.** The arm's slim design fits comfortably in tight spaces. When not in use, you can easily flip the keyboard tray up and stow the unit.
- **MONITOR ROTATES** for portrait viewing of images and pages. Eliminates scrolling.
- **EXTENDS AND RETRACTS.** Effortlessly push your display out of the way when it's not in use.
- **STRONG AND DURABLE.** The arm is built with aircraft-quality aluminum and heavy-duty internal components for strength, durability and light weight. This unit has an attractive, lasting finish.

### *Specifications—MD18 and MD12*

<b>Load capacity</b>	<b>Monitor only:</b>	35 lbs (15.9 kg)
	<b>Monitor and Keyboard Tray:</b>	29 lbs (13 kg)
	<b>Monitor and WorkSurface Tray:</b>	27 lbs (12.3 kg)
<b>Vertical adjustment range</b>	<b>MD18:</b>	25" (63.5 cm)
	<b>MD12:</b>	17" (43 cm)
<b>Reach with Flip Up Keyboard</b>	<b>MD18:</b>	43" (109 cm)
	<b>MD12:</b>	37" (94 cm)
<b>Reach with WorkSurface Tray</b>	<b>MD18:</b>	53" (134.6 cm)
	<b>MD12:</b>	47" (119.4 cm)
<b>Stowed depth</b>	<b>Monitor only:</b>	4.5" (11.4 cm)
	<b>Monitor and Keyboard:</b>	10" (25.4 cm)
<b>Horizontal rotation at wall</b>	180°	
<b>Monitor swivel on arm</b>	up to 270°	
<b>Monitor tilt</b>	50°	
<b>Monitor pan left and right</b>	270°	
<b>Monitor rotation</b>	Landscape to portrait position	
<b>VESA interface</b>	75 mm and 100 mm	

*Monitor, keyboard and mouse not included*



For more information contact your ICW representative or talk to one of our customer service representatives at 1-800-558-4435.

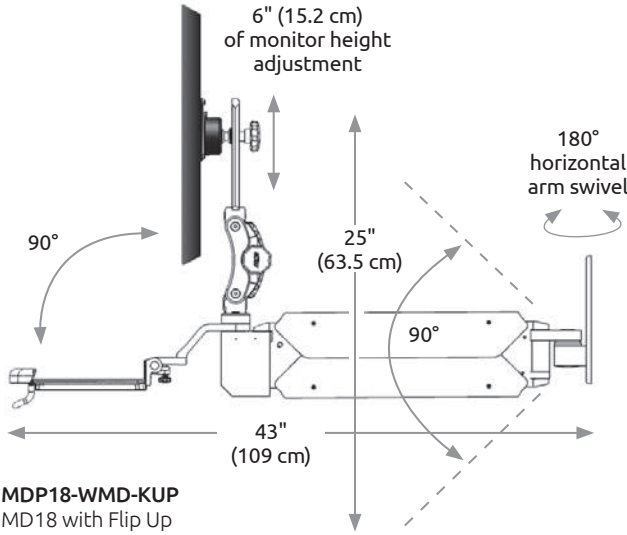
Range of Motion Video



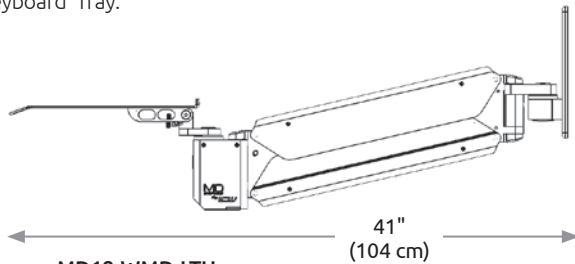
# Range of Motion and Dimension Drawings

The MD18 and MD12 have identical range of motion. The MD18 has greater horizontal reach and vertical adjustability.

## MD18

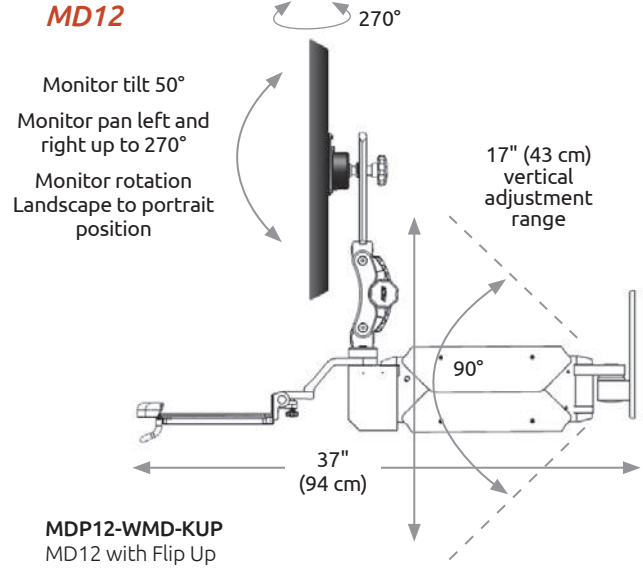


**MDP18-WMD-KUP**  
MD18 with Flip Up Keyboard Tray.

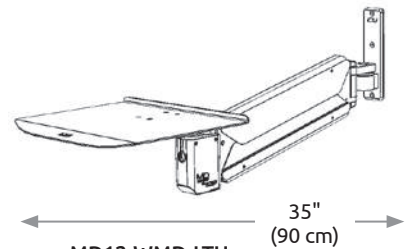


**MD18-WMD-LTU**  
MD18 with Laptop Tray.

## MD12



**MDP12-WMD-KUP**  
MD12 with Flip Up Keyboard Tray.



**MD12-WMD-LTU**  
MD12 with Laptop Tray.

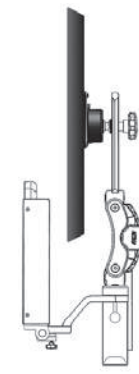
### Many configuration options



**MDP12-WMD**  
**MD12-WMD-KUB**  
Two MD12 arms mounted separately on a wall track allow the monitor to be positioned separately from the keyboard.

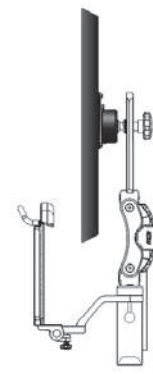


**MD12-WMD-DRM (monitors)**  
**MD12-WMD-KUB (keyboard)**  
Two MD12 arms mounted separately on a wall track with dual monitor option. Shown with the keyboard mounted with a Paralink adjustor.



10" (25.4 cm)

**MD arm stowed with WorkSurface Tray**



10" (25.4 cm)

**MD arm stowed with Flip Up Keyboard Tray**



4.5" (11.4 cm)

**MD arm stowed with Laptop Tray**



ICWUSA.com, Inc.  
1487 Kingsley Drive  
Medford, OR 97504  
800-558-4435

Available in these 5 standard colors and 9 custom colors.

